

## ProQuest Health & Medical Complete

**ProQuest Information and Learning** is a global leader in collecting, organizing and distributing value-added information to researchers. The **ProQuest Health & Medical Complete** database provides coverage from leading health journals and essential titles in key medical specialties. It is designed to serve a wide range of people who need health information--from hospital administrators to medical professionals.

### Welcome to ProQuest!

We suggest you begin exploring our service using the following examples:

1. Basic Search
2. Working with Results
3. Advanced Search
4. Publication Search
5. Additional Suggestions
6. More Information

To access ProQuest, follow the links on your library web page or consult your librarian for instructions.

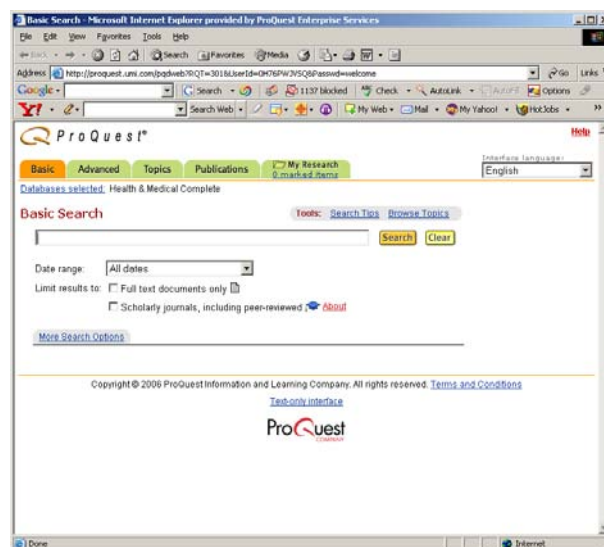
### 1. Basic Search

Basic search offers quick article retrieval based on keywords.

*Ex.: Find articles about a condition called hypoglycemia affecting diabetics.*

1. Click the Basic Search tab to access this area.
2. Type *hypoglycemia and diabetes* into the search box.
3. Click the Search Tips link for additional guidance. For example, you may decide to add quotes for a phrase or to change *diabetes* to *diabet\** so you can find word variations diabetes or diabetic.
4. Choose search limits
  - Database (if available): Check this menu for other databases your library may offer in addition to Health & Medical Complete.
  - Date Range: Many convenient choices are listed.
  - Limit Results To: Select these check boxes if you would like to exclude results that are not full text, or are not from scholarly sources.
  - More Search Options: For example: focus the search on a specific publication, or look for search words in citations and document text rather than citations and abstracts.

5. Run the search.



### 2. Working with Results

#### Smart Search

- Review suggestions at the top of your results list for ways to retrieve optimal results quickly.

#### Results Sorting

- Tabs target scholarly sources, magazines, newspapers, trade publications, reference/reports or dissertations.
- A drop down menu orders results by most recent or most relevant first.
- Use links to limit results to records with full text.

#### Document Formats

- Both the results list and document display screens offer navigation to alternate viewing formats such as Full Text or Page Image PDF (when available).

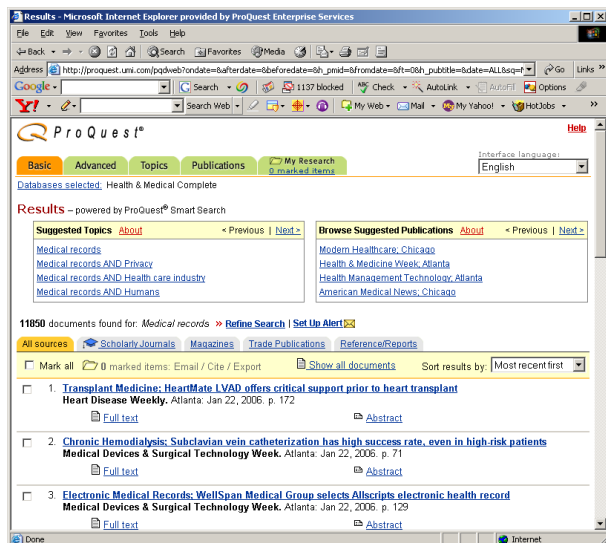
#### Set Up Alerts

- Schedule periodic email delivery of new results.

#### My Research

- Format citations to specific styles, such as MLA or APA

- Email marked documents in a batch
- Export citations to bibliographic software
- Create a page of links back to selected documents, searches or publications.
- To add items to My Research, simply click the check box for the document.



### 3. Advanced search

Advanced search offers an array of tools for utilizing ProQuest's detailed article indexing.

*Ex.: Find articles dealing with the issues of patient rights and privacy.*

1. Click the Advanced Search tab to access this area.
2. Select Subject from the first menu, click the Browse subjects link. Find the term *Privacy*, then select Add to Search.
3. Select Subject from the second menu, open the Browse subjects link. Within the Browse window, select Thesaurus in the upper right. Find the term *patients*. From the list of related terms, select the term *patients rights*. Add the term *patients rights*.
4. Run the search.

*Ex.: Find recent articles about HIV/AIDS in the journal The Lancet.*

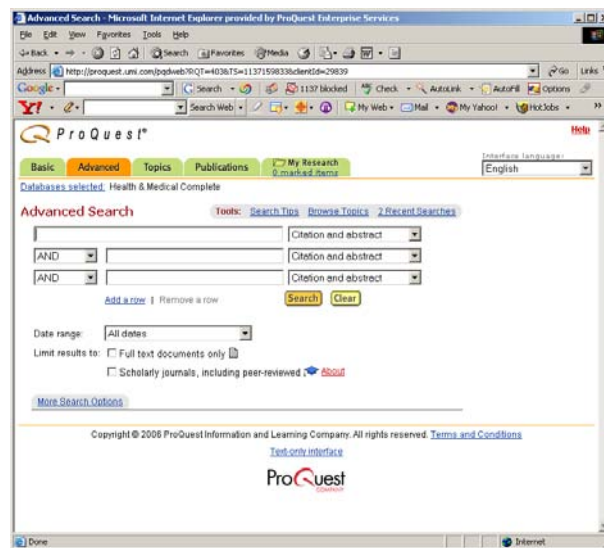
1. Click the Advanced Search tab to access this area.
2. Select Publication Title from the first menu, and enter *lancet* in the first box. (A Browse

link is available if you want to ensure the journal is available in ProQuest.)

3. Select Subject from the second menu, and enter *HIV or AIDS* in the second box. (A Browse subjects link is available if you are not sure these are valid subject terms in ProQuest.) Note: for some topics, it may be appropriate to enter words as keywords to be found in article citation and abstracts or document text rather than as subjects.
4. Run the search.

*Ex.: Find articles about the ethics of stem cell research, excluding reviews.*

1. Click the Advanced Search tab to access this area.
2. Type *stem cell and research and ethic\** in the first search box, select Citations and Abstract from the menu. Note: For a larger results set, choose Citations and Document Text from the menu.
3. Select Article Types from the menu, and open the Browse Article Types link. From the list, Add the term *Reviews*.
4. Select AND NOT from the menu for the reviews article type.
5. Run the search.

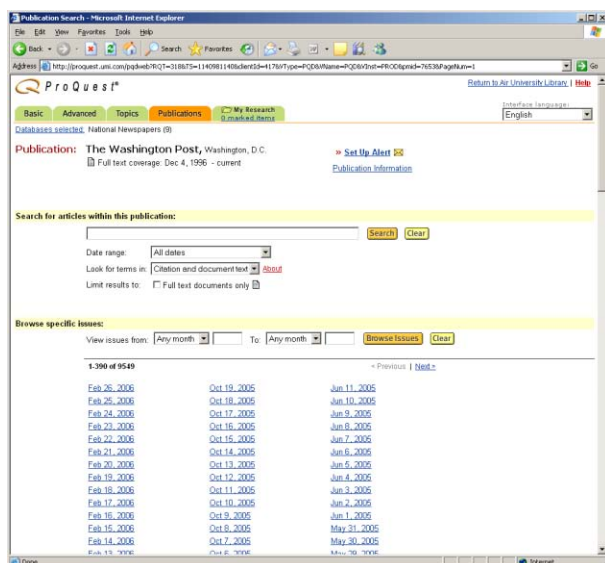


### 4. Publication search

Use Publication Search to browse available sources contained in ProQuest Health & Medical Complete.

*Ex.: Find the article "Beat the clock" by Myrle Croasdale, American Medical News, Mar 8, 2004, p 9.*

1. Click the Publication Search tab to access this area.
2. Type *American* and click Search.
3. From the list of matching publications, locate *American Medical News* and select it.
4. Use navigation tools to locate and select the issue for Mar 8, 2004. (If you were unsure which issue you needed, you could use the Search Within Publication tab to run a search across a range of dates. Also, if this is a publication you are generally interested in, you can set up an email alert for future issues.)
5. All articles for the issue are listed in alphabetical order. (A menu let's you sort by Page Order if you prefer.) Locate "*Beat the Clock*". Click to view.



## 5. Additional Suggestions

### More Like This

You've located the perfect article, now find others that are similar. *More Like This* can be found at the bottom of ProQuest documents. Select indexed terms you like, and ProQuest will search for matching documents.

### Create a Web Page

Download or email a page of links back to selected documents, searches, or publications. Durable links are suitable for posting on an Intranet site. Search and publication links automatically refresh with new content. Create a Web Page is a component of the My Research tab.

## 6. More Information

### In North America:

- **Technical Support**  
Phone: 800-889-3358  
Email: [tsupport@proquest.com](mailto:tsupport@proquest.com)  
Web: <http://proquest.com/techsupport>
- **Search Assistance**  
Phone: 800-889-3358  
Email: [technicalsupport@proquest.com](mailto:technicalsupport@proquest.com)  
Web: <http://proquest.com/techsupport>
- **Product Help**  
Product help and downloadable guides:  
[http://proquest.com/products\\_pg/training](http://proquest.com/products_pg/training)

### Outside of North America:

- **Technical Support**  
Email: [support@proquest.co.uk](mailto:support@proquest.co.uk)  
Freephone: 0880 220 710 (UK only)  
Telephone: +44 1223 271 496 (Outside of UK)
- **Product Help**  
Product help and downloadable guides:  
<http://proquest.co.uk/pgtraining>